



www.es-toolbox.com



# GALTA



## BLUE LINE 2 POST LIFTS

GT-V40

GT-V40M



## VEHICLE LIFTS



ITALIAN PREMIUM QUALITY


# GT - V 40



Two post lift with upper connection - hydraulic drive, 2 pulling cylinders directly connected to the carriages - mechanical safety lock with pneumatic release - standard engine power 2,6 KW - 400 V/3 PH/50 HZ - on request: 2,6 KW - 220 V/1 PH/50 HZ

Sollevatore elettroidraulico 2 colonne con connessione aerea - trasmissione idraulica, 2 cilindri in tiro connessi direttamente ai carrelli - sgancio sicuro pneumatico - sicure meccaniche - colonne asimmetriche - potenza motore 2,6 KW - 400V/3PH/50Hz - A richiesta: 2,6 KW - 220 V/1 PH/50 HZ

MODEL	COLUMNS HIGHT	CAPACITY	DISTANCE BETWEEN COLUMNS	LIFTING HIGHT	DESCRIPTION
GT-V 40	3870 mm (base)	4.0 T	2680	65 - 1940	2 post electro hydraulic lift with supporting crossbeam - short front extension arms (min 640/max 1200) - long rear extension arms (min 775/ max 1550) engine power 2.6kw - 400V/3PH Sollevatore elettroidraulico a 2 colonne con traversa portante - bracci anteriori corti a 2 sfill (min 640/max 1200) - bracci posteriori lunghi a 1 sfilo (min 775/max 1550) - Potenza motore 2.6kw - 400V/3PH/50Hz
GT-V 40 X	4470 mm (+600mm)	4.0 T	2680	65 - 1940	2 post electro hydraulic lift with supporting crossbeam - short front extension arms (min 640/max 1200) - long rear extension arms (min 775/ max 1550) - engine power 2.6kw - 400V/3PH - Column extension 600mm Sollevatore elettroidraulico a 2 colonne con traversa portante - bracci anteriori corti a 2 sfill (min 640/max 1200) - bracci posteriori lunghi a 1 sfilo (min 775/max 1550) - Potenza motore 2.6kw - 400V/3PH/50Hz Prolungamento colonna 600mm
GT-V 40 XL	5070 mm (+1200mm)	4.0 T	2680	65 - 1940	2 post electro hydraulic lift with supporting crossbeam - short front extension arms (min 640/max 1200) - long rear extension arms (min 775/ max 1550) - engine power 2.6kw - 400V/3PH - Column extension 1200mm Sollevatore elettroidraulico a 2 colonne con traversa portante - bracci anteriori corti a 2 sfill (min 640/max 1200) - bracci posteriori lunghi a 1 sfilo (min 775/max 1550) - Potenza motore 2.6kw - 400V/3PH/50Hz Prolungamento colonna 1200 mm



EXTENSION COLUMN  
ESTENSIONI COLONNA



On request: 35mm / 60mm / 160mm Extension kit  
STANDARD COLOURS: BLU RAL 5002 - GREY RAL 7016

Standard kit prolunghe 35mm / 60mm / 160mm  
COLORI STANDARD: BLU RAL 5002 - GRIGIO RAL 7016

1 EXTENSION PAD  
PROLUNGHE TAMPONE

2 ASSIMETRICAL 2 SET ARMS  
2 SET DI BRACCI ASSIMMETRICI

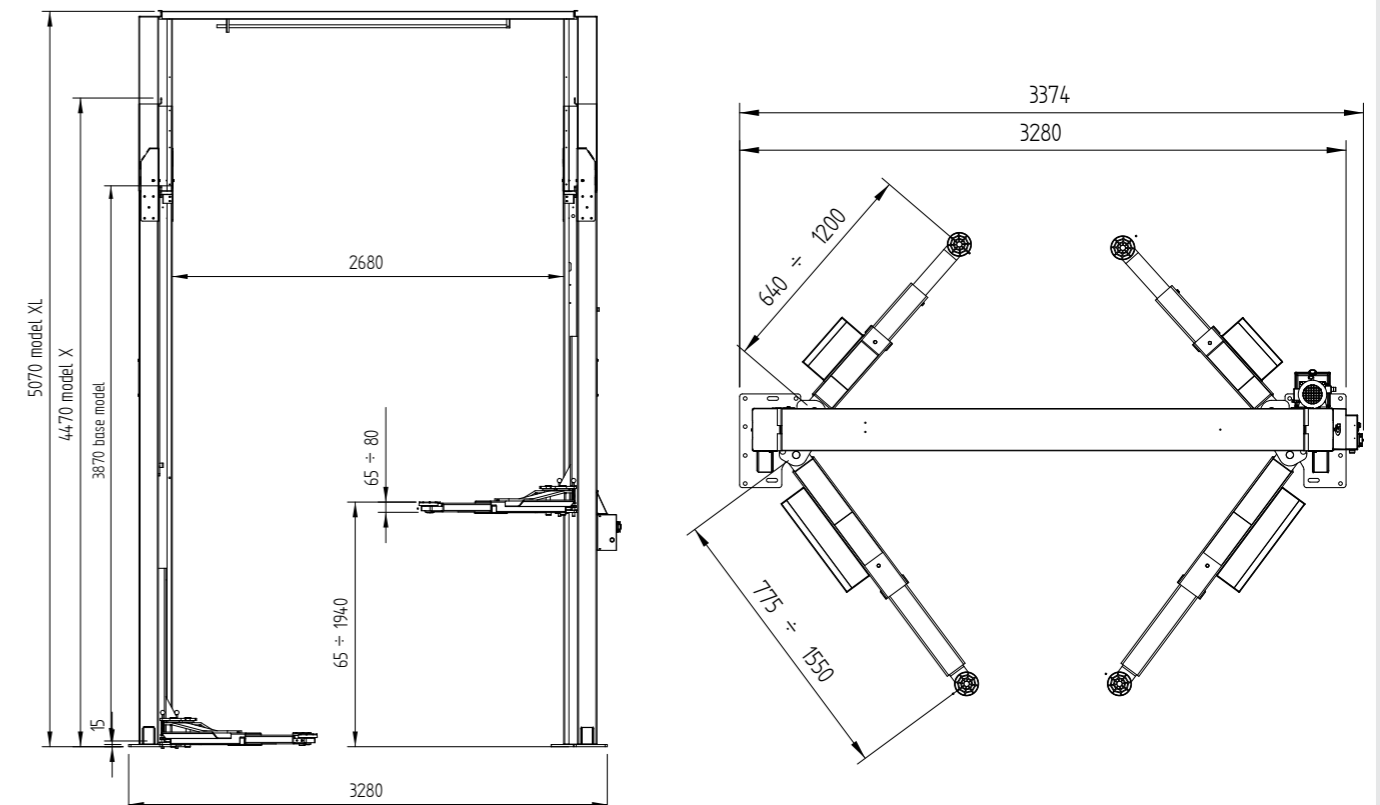
4.000 Kg



SHORT ARM EXTENSION  
ESTENSIONE BRACCI CORTI



CONTROL PANEL  
QUADRO ELETTRICO




# GT - V 40M



Two post lift with upper connection - hydraulic drive, 2 pulling cylinders directly connected to the carriages - mechanical safety lock with **manual release** - standard engine power 2,6 KW - 400V/3 PH/50HZ - on request: 2,6 KW - 220 V/1 PH/50 HZ

Sollevatore elettroidraulico 2 colonne con connessione aerea - trasmissione idraulica, 2 cilindri in tiro connessi direttamente ai carrelli - **sgancio sicure manuale** - sicure meccaniche - colonne assimettriche - potenza motore 2.6KW - 400V/3PH/50Hz

MODEL	COLUMNS HIGHT	CAPACITY	DISTANCE BETWEEN COLUMNS	LIFTING HIGHT	DESCRIPTION
GT-V 40 M	3870 mm (base)	4.0 T	2680	65 - 1940	2 post electro hydraulic lift with supporting crossbeam - short front extension arms (min 640/max 1200) - long rear extension arms (min 775/ max 1550) - engine power 2.6kw - 400V/3PH Sollevatore elettroidraulico a 2 colonne con traversa portante - bracci anteriori corti a 2 sfillo (min 640/max 1200) - bracci posteriori lunghi a 1 sfillo (min 775/max 1550) - Potenza motore 2.6kw - 400V/3PH/50Hz
GT-V 40 MX	4470 mm (+600mm)	4.0 T	2680	65 - 1940	2 post electro hydraulic lift with supporting crossbeam - short front extension arms (min 640/max 1200) - long rear extension arms (min 775/ max 1550) - engine power 2.6kw - 400V/3PH - Column extension 600mm Sollevatore elettroidraulico a 2 colonne con traversa portante - bracci anteriori corti a 2 sfillo (min 640/max 1200) - bracci posteriori lunghi a 1 sfillo (min 775/max 1550) - Potenza motore 2.6kw - 400V/3PH/50Hz - Prolungamento colonna 600mm
GT-V 40 MXL	5070 mm (+1200mm)	4.0 T	2680	65 - 1940	2 post electro hydraulic lift with supporting crossbeam - short front extension arms (min 640/max 1200) - long rear extension arms (min 775/ max 1550) - engine power 2.6kw - 400V/3PH - Column extension 1200mm Sollevatore elettroidraulico a 2 colonne con traversa portante - bracci anteriori corti a 2 sfillo (min 640/max 1200) - bracci posteriori lunghi a 1 sfillo (min 775/max 1550) - Potenza motore 2.6kw - 400V/3PH/50Hz - Prolungamento colonna 1200 mm



EXTENSION COLOUMNA  
ESTENSIONI COLONNA




On request: 35mm / 60mm / 160mm Extension kit  
STANDARD COLOURS: BLU RAL 5002 - GREY RAL 7016

Standard kit prolunghe 35mm / 60mm / 160mm  
COLORI STANDARD: BLU RAL 5002 - GRIGIO RAL 7016

- 1 EXTENSION PAD  
PROLUNGHE TAMPONE
- 2 2 ASSIMETRICAL ARMS  
2 SET DI BRACCI ASSIMMETRICI
- 3 MANUAL SAFE RELEASE  
SGANCIO MANUALE SICURE

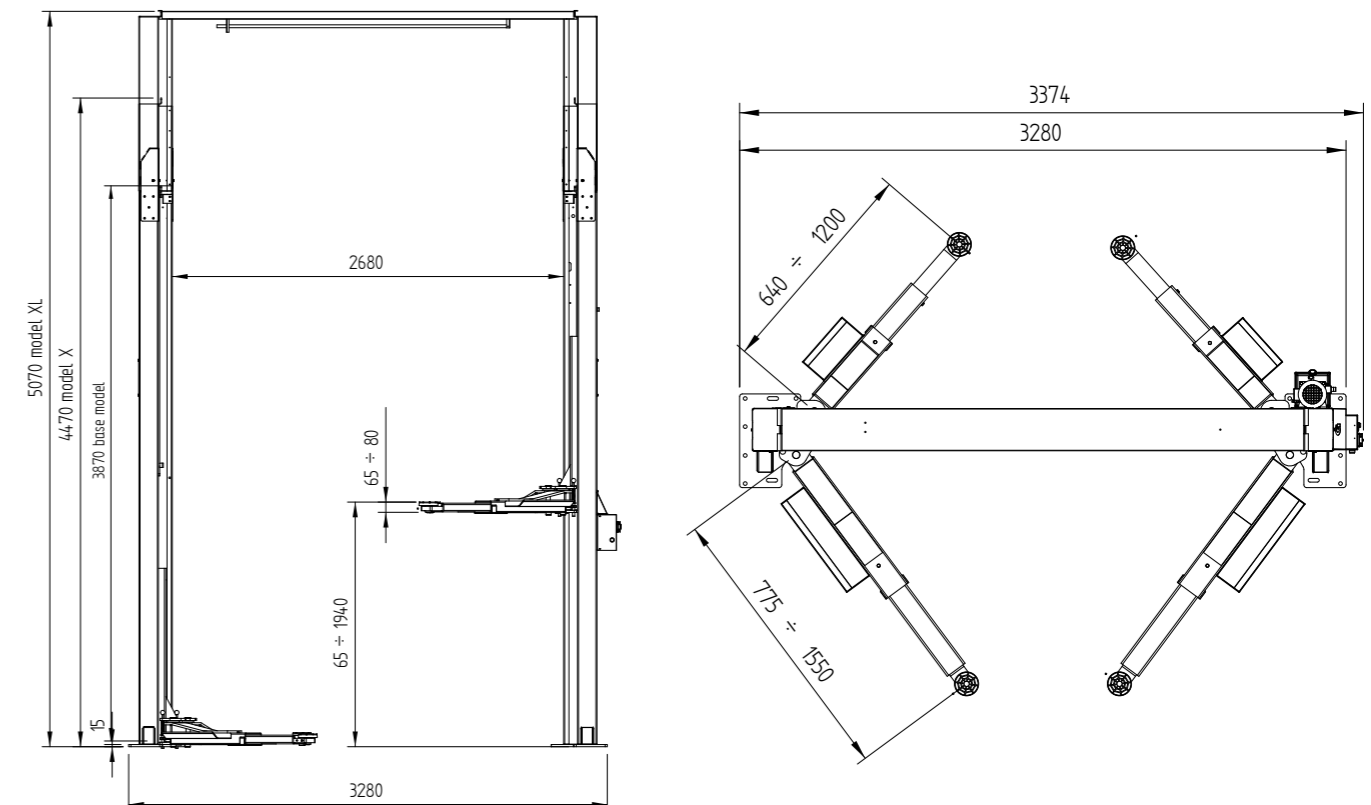
4.000 Kg



SHORT ARM EXTENSION  
ESTENSIONE BRACCI CORTI



CONTROL BOX / MANUAL SAFE RELEASE  
QUADRO ELETTRICO / SGANCIO SICURA MANUALE



# OPTIONAL

CODE	DESCRIPTION	V 40	V 40 X	V 40 XL	V 40 M	V 40 MX	V 40 MXL
A-93013	Ascent stop bar kit Kit barra di sicurezza arresto salita				*	*	*
A-93014	Expansion bolts set (12 pz) Set tasselli di fissaggio (12pz)	*	*	*	*	*	*
A-93012	Predisposition Emergency pump Predisposizione pompa emergenza	*	*	*	*	*	*
M9613201	Emergency manual descent pump Pompa manuale discesa emergenza	*	*	*	*	*	*
A-93001	Extension columns set H= 600 Set estensione colonna H= 600	*					
A-93002	Extension columns set H= 1200 Set estensione colonna H= 1200	*					
A-93003	Extension columns set H= 600 Set estensione colonna H= 600				*		
A-93004	Extension columns set H= 1200 Set estensione colonna H= 1200				*		
A-93007	Kit for vehicle 4WD Kit 4 tamponi speciali per veicoli 4WD	*	*	*	*	*	*
A-93008	Adaptator for Mercedes - Iveco = 105 Adattatori per Mercedes - Iveco= 105	*	*	*	*	*	*
A-93009	Adaptator for Mercedes - Iveco =135 Adattatori per Mercedes - Iveco =135	*		*		*	

NOTE \_\_\_\_\_

\_\_\_\_\_

\_\_\_\_\_


\_\_\_\_\_

\_\_\_\_\_

\_\_\_\_\_



IVECO-MERCEDES ADAPTATORS  
ADATTATORI MERCEDES-IVECO

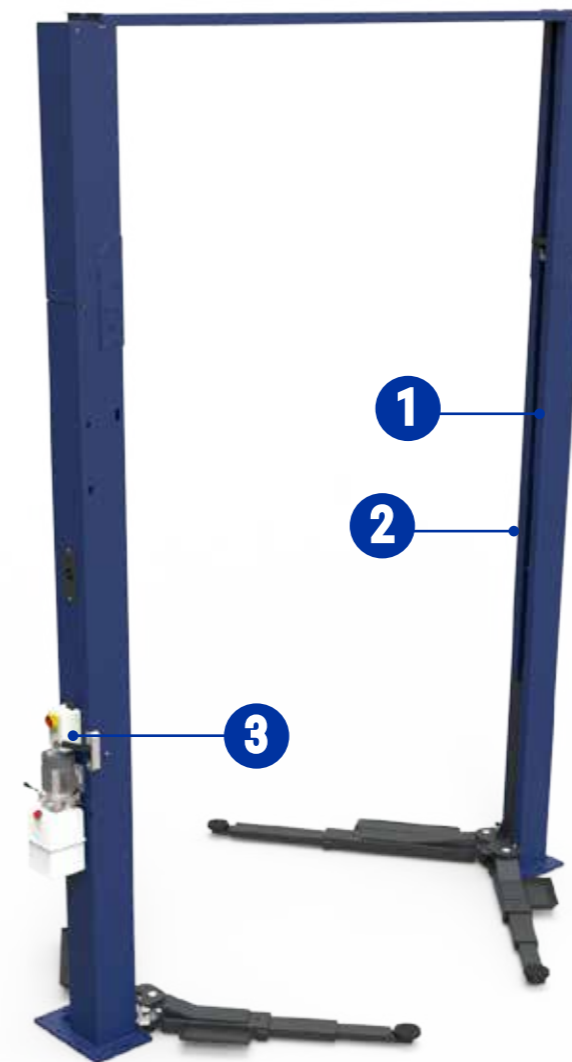



FIXING BARS FOR DUMP FLOOR  
SET BARRE PER FISSAGGIO COLONNE SU PAVIMENTO DEBOLE

## GT - V 40

- 1 ANTI COLLISION BAR  
BARRA ANTI COLLISIONE
- 2 TRACTION CYLINDERS  
CILINDRI IN TRAZIONE
- 3 ASYMMETRICAL COLUMNS  
COLONNE ASSIMETRICHE
- 4 PNEUMATIC SAFETY RELEASE  
SGANCIO SICURE PNEUMATICO

**4.000 Kg**



## GT - V 40 M

- 1 TRACTION CYLINDERS  
CILINDRI IN TRAZIONE
- 2 ASYMMETRICAL COLUMNS  
COLONNE ASSIMETRICHE
- 3 MANUAL SAFETY RELEASE  
SGANCIO SICURE MANUALE

**4.000 Kg**



# GALTA

Vat. n° 04058700248

Via Vittorio Lombardi 19/21 36075 - Montecchio Maggiore (VI) Italy

Phone : +39 0444 493977 - Fax: +39 0444 495999

[www.galta.it](http://www.galta.it)

[info@galta.it](mailto:info@galta.it)